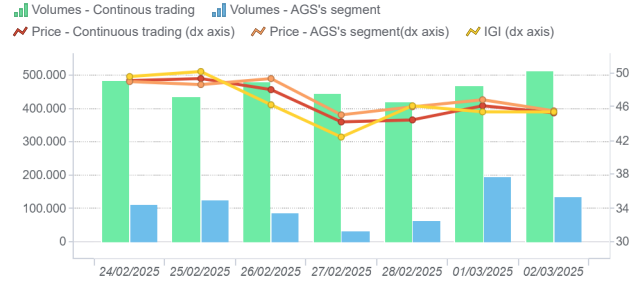


Day-Ahead Gas Market (MGP-GAS)

	Average price (€/MWh)	Change Price	Minimum price	Maximum price	Total Volumes (MWh)	Volumes change	Daily product	WE Product
Continuous trading	46,87	-10,1%	42,25	50,50	3.229.488	-18,3%	2.472.192	757.296
AGS's segment	47,20	-10,1%	45,09	49,33	738.936	-40,7%	738.936	26.832

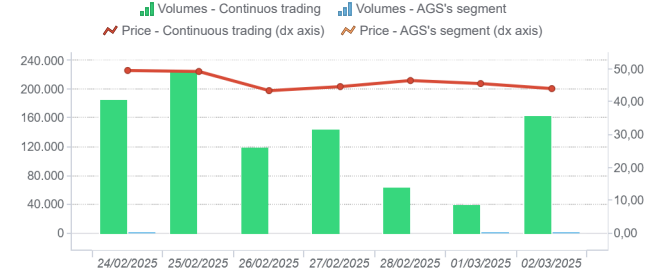
MGP- Volumes (MWh) and Price (€/MWh)



Intra-Day Gas Market (MI-GAS)

	Average price (€/MWh)	Change Price	Minimum price	Maximum price	Total Volumes (MWh)	Volumes change	Purchases SRG (MWh)	Sales SRG (MWh)
Continuous trading	46,17	-9,3%	41,16	49,99	934.320	-8,5%		
AGS's segment					0	-	0,00	0

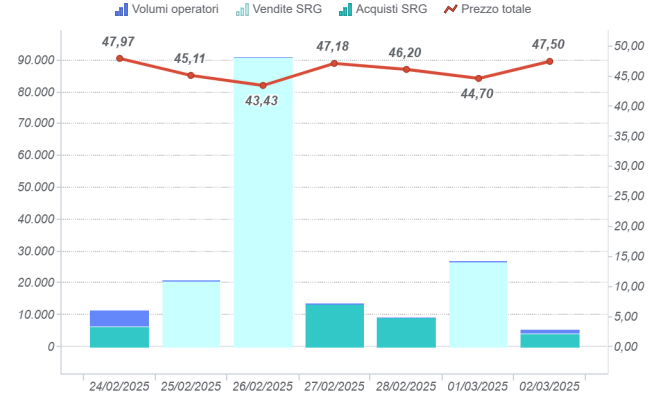
MI - Volumes (MWh) and Price (€/MWh)



Market for the trading of gas stored (MGS-GAS)

		Week 8	Week 9
Price €/MWh (1)	Stogit	47,38	46,01
	Edison stoccaggio		
	Total	47,38	46,01
Volumes MWh	Stogit	351.611	176.101
	Edison stoccaggio	0	0
	Totale	351.611	176.101
SRG. Activity MWh	Purchases	8.585	31.857
	Balancing (2)	8.585	31.857
	Other purchases (3)		
	Sales	311.794	137.217
	Balancing (2)	311.794	137.217
	Other purchases (3)		

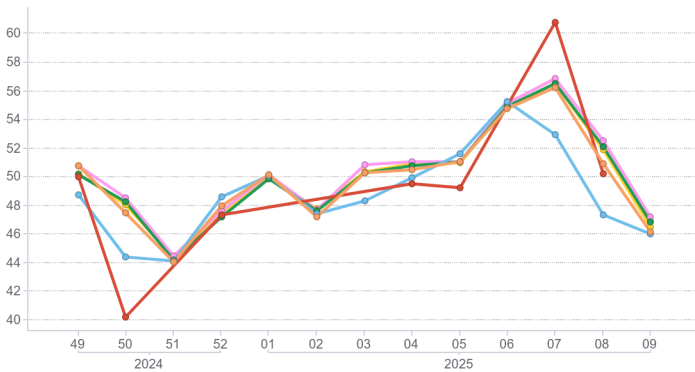
Market for the trading of gas stored (MGS-GAS)



1) The Total price is calculated as a weighted average price for the total volumes exchanged in each storage system.
 2) To securely manage any expected deviations between overall network injections and withdrawals pursuant to Art. 2.5 of Annex A, AEEGSI's Resolution 312/2016/R/g.
 3) Stored gas trades by Snam Rete Gas (SRG) not included in "Balancing"

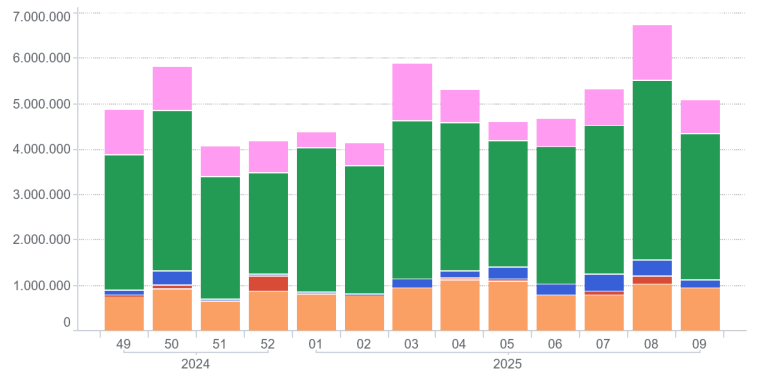
Prices (€/MWh)

IGI (yellow), MGP- AGS's segment (pink), MGP- Continuous trading (green), MGS (blue), MI- AGS's segment (red), MI- Continuous trading (orange)



Volumes (MWh)

MGP- AGS's segment (pink), MGP- Continuous trading (green), MGS (blue), MI- AGS's segment (red), MI- Continuous trading (orange)



Mercato a termine (MT-GAS)

Prodotto	Minimum price (€/MWh)	Maximum price (€/MWh)	Check price*	Check price change (%)	Trades	Volumes (MWh/g)	OTC Registrations	OTC Volumes	Volumes Tot	Change %	Open position (MWh)*	Open position (MWh/g)*
BoM-2025-03			48,81		0,00	0,00	0,00	0,00	0,00		0,00	0,00
CY-2026			41,44		0,00	0,00	0,00	0,00	0,00		0,00	0,00
M-2025-03			51,82		0,00	0,00	0,00	0,00	0,00		0,00	0,00
M-2025-04			48,08		0,00	0,00	0,00	0,00	0,00		0,00	0,00
M-2025-05			48,10		0,00	0,00	0,00	0,00	0,00		0,00	0,00
M-2025-06			48,35		0,00	0,00	0,00	0,00	0,00		0,00	0,00
Q-2025-02			51,51		0,00	0,00	0,00	0,00	0,00		0,00	0,00
Q-2025-03			48,54		0,00	0,00	0,00	0,00	0,00		0,00	0,00
Q-2025-04			49,80		0,00	0,00	0,00	0,00	0,00		0,00	0,00
Q-2026-01			46,10		0,00	0,00	0,00	0,00	0,00		0,00	0,00
SS-2025			52,75		0,00	0,00	0,00	0,00	0,00		0,00	0,00
WS-2025/2026			48,57		0,00	0,00	0,00	0,00	0,00		0,00	0,00

*Referred to the last session of the week